



सत्यमेव जयते



राष्ट्रीय परीक्षा एजेंसी
National Testing Agency

Excellence in Assessment



(उच्चतर शिक्षा विभाग, शिक्षा मंत्रालय, भारत सरकार के तहत एक स्वायत्त संगठन)
(An Autonomous Organization under the Department of Higher Education, Ministry of Education, Government of India)

MILITARY NURSING SERVICE SELECTION FOR SHORT SERVICE COMMISSION (SSC)

2023-24

INFORMATION BULLETIN

www.nta.ac.in

LIST OF ABBREVIATIONS

MNS: SSC	Military Nursing Service: Selection for Short Service Commission (SSC) 2023-24
MoE	<i>Ministry of Education</i>
NTA	<i>National Testing Agency</i>
GoI	<i>Government of India</i>
GST	<i>Goods & Service Tax</i>
UFM	<i>Unfair Means</i>
CBT	<i>Computer Based Test</i>
NEP	<i>National Education Policy</i>
RPwD	<i>Rights of Persons with Disabilities</i>
QP	<i>Question Paper</i>
QRS	<i>Query Redressal System</i>

Information Bulletin
<https://allgovernmentjobs.in/>
Military Nursing Service: Selection for Short Service Commission (SSC) 2023-24

S. No.	Particulars	Page No.
A.	Important Information and Dates at a Glance	4-8
CHAPTER 1- INTRODUCTION		
1.1	About National Testing Agency (NTA)	9
CHAPTER 2 – MILITARY NURSING SERVICE: SELECTION FOR SHORT SERVICE COMMISSION (SSC) 2023-24		
2.1	About Military Nursing Service: Selection for Short Service Commission (SSC) 2023-24	10
2.2	Nationality	10
2.3	Qualification	10
2.4	Date of Birth	10
2.5	Physical Fitness	10
2.6	Method of Selection	10-11
2.7	Employability	11
CHAPTER 3 - EXAMINATION SCHEME		
3.1	Mode of Examination	12
3.2	Choice of Medium of Question Papers (QP)	12
3.3	Scheme of Examination	12
3.4	Pattern of Examination	12
3.5	Duration of Test	13
3.6	Syllabus of Examination	13
CHAPTER 4 - ELIGIBILITY AND QUALIFICATIONS		
4.1	Age Criteria	14
4.2	Qualification Criteria	14
4.3	Gender	14
4.4	Nationality	14
4.5	Physical Fitness	14
CHAPTER 5 – CHOICE OF CITIES		15-17
CHAPTER 6 – PROCEDURE OF APPLYING FOR MNS: SELECTION FOR SSC 2023-24		18-19
CHAPTER 7 – PARTICULARS TO BE FILLED IN THE ONLINE APPLICATION FORM		20-22
CHAPTER 8 - ADMIT CARD		23
CHAPTER 9 – SCHEDULE OF EXAMINATION		24
CHAPTER 10 – IMPORTANT INSTRUCTIONS FOR THE CANDIDATES		25-26
CHAPTER 11 – UNFAIR MEANS PRACTICES AND BREACH OF EXAMINATION RULES		
11.1	Definition	27
11.2	Punishment for Using Unfair Means practices	28
11.3	Cancellation of Result	28
CHAPTER 12 – DISPLAY OF ANSWER KEY FOR CHALLENGE		
12.1	Display of Answer Key Challenge	29
12.2	Display of Recorded Responses	29

Information Bulletin
Military Nursing Service: Selection for Short Service Commission (SSC) 2023-24

<https://allgovernmentjobs.in/>

CHAPTER 13 – NTA SCORE FOR MILITARY NURSING SERVICE: SELECTION FOR SHORT SERVICE COMMISSION (SSC) 2023-24		
13.1	Military Nursing Service: Selection for Short Service Commission (SSC) 2023-24 NTA Score	30
13.2	Re-evaluation/Re-checking of Result	30
CHAPTER 14 – SELECTION TO SHORT SERVICE COMMISSION IN MILITARY NURSING SERVICE UNDER THE AEGIS OF DGAFMS.		
14.1	Eligibility for Selection of Civil Trained Nurses for grant of Short Service Commission in Military Nursing Service	31
CHAPTER 15- MISCELLANEOUS		
15.1	Query Redressal System (QRS)	32
15.2	Correspondence with NTA	32
15.3	Weeding Out Rules	32
15.4	Legal Jurisdiction	32

S. No.	Appendix No.	Particulars	
1	I	List of Examination Cities for Military Nursing Service: Selection for Short Service Commission (SSC) 2023-24	33-34
2	II	Procedure for Online Payment of Fee and Helpline for Payment Related Queries	35-36
3	III	Computer Based Test (CBT) Guidelines	37-41
4	IV	Pattern Of Question Paper	42
5	V	Replica of Military Nursing Service: Selection for Short Service Commission (SSC) 2023-24 Application Form	43-50

IMPORTANT INFORMATION AT A GLANCE

1. Important Dates:

Military Nursing Service: Selection for Short Service Commission (SSC) – 2023-24

PARTICULAR(S)	DATE(S)
Online Submission of Application Form	11 December 2023 to 26 December 2023 (up to 06:00 PM)
Last date for receipt of payment of prescribed Application Fee online from candidates	26 December 2023 (up to 11:30 PM)
Facility for correction of genuine mistakes (if any) in Online Application Form by the candidate	27 December to 28 December (up to 11:30 PM)
Downloading Admit Cards from the NTA website	1 st week of January 2024
Date of Examination in CBT mode	14 January 2024
Display of Question Paper attempted by the Candidate and Answer Keys for inviting challenges	To be displayed on the NTA website
Declaration of Result	To be displayed on the NTA website
Duration of exam	2 1/2 Hour (150 minutes)
Timing of Exam	10:00 AM to 12:30 PM

2. Fee Payable for Military Nursing Service: Selection for Short Service Commission (SSC) 2023-24.

(through Credit Card/Debit Card (except Master/Visa Card)/Net Banking/UPI):

Fee Payable: Rs. 900/-

Candidates are requested to fill in the Application Form carefully. No corrections will be permitted once the Application Form is submitted.

- (i) The fee can be submitted only online through Net Banking, Credit Card, Debit Card, or UPI Services. Processing charges and GST as applicable are chargeable from the candidate (in addition to the examination fee) by the concerned Bank/Payment Gateway Integrator. For details/procedure, please see **Appendix-II**
- (ii) The Confirmation Page of the online Application Form will be generated only after the successful payment of the fee by the Candidate. In case the Confirmation Page is not generated after payment of the fee, then the candidate may have to approach the concerned Bank/Payment Gateway (in the helpline numbers and email given in **Appendix- II**) for ensuring the successful payment or to obtain the refund of duplicate /multiple payments.

1. Candidates must carefully read the Instructions (including how to fill up the Online Application Form) given in the Information Bulletin available on the NTA Website. Candidates not complying with the instructions shall be summarily disqualified.

2. Submission of the Application Form could be made by the candidate online through the NTA website: <https://exams.nta.ac.in/SSCMNS> Instructions for filling Online Application Form:

❖ Download the Information Bulletin and Replica of the Application Form. Read these carefully to ensure your eligibility.

❖ **Follow the steps given below to Apply Online:**

Step 1: Registration Form:

Register for the Online Application Form and note down the system-generated Application Number.

Candidate must write her Full Name the same as printed on the certificate/marksheet of Class 10 / equivalent Examination otherwise the form will be rejected.

The candidate should supply the required details while filling the Online Application Form and is also required to create a PASSWORD and choose Security Question and enter her answer.

After successful submission of the personal details, an application number will be generated, and it will be used to complete the remaining Steps of the Application Form and will also be required for all future reference/correspondence.

This application number will also be used/referred in subsequent logins, the candidate will be able to login directly with the respective system-generated **Application Number** and created **Password**.

Step 2: Application Form

The Candidates can login with the system-generated Application Number and pre-created Password for completing the Application Form including filling up personal details, applying for the Paper, choosing the Examination Cities, providing the details of Educational Qualifications, and uploading the images and documents (if any).

Uploading Scanned Images of the Candidate's Photograph, Signature, Address Proof (Present and Permanent).

The recent photograph should be either in colour or black & white with 80% face (without mask) visible including ears against a white background.

- i. Scanned **photograph and signature** should be in **JPG/JPEG format** (clearly legible).
- ii. The size of the **scanned photograph** should be between **10 kb to 200 kb** (clearly legible).
- iii. The size of the **scanned signature** should be between **4 kb to 30 kb** (clearly legible)
- iv. The size of the scanned copy of the **Address Proof (Present and Permanent)** should be in pdf between **50kb to 300kb** (clearly legible).

[**Note:** The Candidate must upload only her own photograph, signature, and certificate(s) as mentioned above (and not of anybody else) in a correct/proper manner, **as the facility for correction will not be given in the future.**]

In case, it is found at any time in the future that the Candidate has used/uploaded the photograph, signature, and certificate(s) of someone else in her Application Form/Admit Card, or **she has tampered her Admit Card/Result/Scorecard, these acts of the candidate shall be treated under Unfair Means (UFM) Practices and Actions taken, as detailed under the provisions of the Information Bulletin relating to Unfair Means Practices.**

Please check your photograph and signature before submission of the Application Form. In case the photograph or signature is blurred or not visible to identify the identity of the candidate then, the application will be rejected and no option for correction or revision will be permitted.

Step 3: Fee Payment:

After completing **Step 1** and **Step 2**, the candidates must pay the requisite examination fee. The fee can be submitted only online through Net Banking, Credit Card, Debit Card, and UPI. Processing charges and GST as applicable are chargeable to the candidate (in addition to the examination fee) by the concerned Bank.

The Confirmation Page of the online Application Form will be generated only after successful payment by the Candidate. In case the Confirmation Page is not generated after payment of fee, then the candidate may have to approach the concerned Bank (in the helpline number and e-mail given in the Information Bulletin) for ensuring the successful payment or for obtaining the refund of duplicate / multiple payments.

- ❖ Download, save and print a copy of the Confirmation Page of the Application Form (which would be downloadable only after the successful remittance of the fee) for future reference.
- ❖ All **3 Steps** can be done together or at separate times. The submission of the Application of a candidate could be considered successful and her candidature would be confirmed only on the successful transaction/receipt of the prescribed application fee from her.

3. Candidates shall ensure that the information entered by them in their respective online Application Forms is correct.

All candidates must ensure that they have provided the correct e-mail address and mobile number. A copy of the Confirmation Page and Final Score Card of Military Nursing Service: Selection for Short Service Commission (SSC) 2023-24

4. Information provided by the candidates in their respective online Application Forms, like, the name of the candidate, contact details, address details, educational qualification details, date of birth, choice of examination cities, etc. will be treated as final. **Any request for change in such particulars will not be considered by NTA under any circumstances.**
5. *NTA does not edit/modify/alter any information entered by the candidates after completion of the application process under any circumstances. Any request for change in information thereafter will not be entertained. Therefore, candidates are advised to exercise utmost caution before filling up the correct details in the Application Form.*

6. *NTA disclaims any liability that may arise to candidates due to incorrect information provided by her in her online Application Form.*
7. *Candidates must ensure that their email address and mobile number to be registered in their online Application Form are their own and remain active, as relevant/important information/communication will be sent by NTA through e-mail on the registered mail address and/or through SMS on the registered mobile number only. NTA shall not be responsible for any non-communication /miscommunication with a candidate in the email address or mobile number given by her other than her own.*

Candidates are advised to visit the NTA Website and check their e-mails regularly for the latest updates.

8. *Candidates shall appear at their own cost at the Examination Centre on the date and time indicated on their Admit Cards issued by the NTA in due course through its website.*

Note:

- i. *The final submission of the Online Application Form will remain incomplete if **Step 3** is not completed. Such forms will be rejected and no correspondence on this account will be entertained.*
- ii. *The entire application process for Military Nursing Service: Selection for Short Service Commission (SSC) 2023-24 is online, including uploading scanned images/documents, payment of fees, and printing of Confirmation Page, Admit Card, etc. **Therefore, candidates are not required to send/submit any document(s) including Confirmation Page to NTA through Post/Fax/WhatsApp/Email/by Hand.***
- iii. *NTA has facilitated all candidates with an additional platform of UMANG and Digi Locker to download their documents like Confirmation Page, Admit Card, Score Cards, etc. Instruction will be provided in subsequent phases. Candidates are advised to visit the NTA Website and check their e-mails regularly for the latest updates.*
- iv. *Usage of Data and Information: NTA/Government of India can use the data provided by the End Users (test taker in this case) for internal purpose(s) including training, research and development, analysis, and other permissible purposes (s). However, this information is not for use by any third party or private agency for any other use.*
- v. *Choice of examination cities displayed to the candidates will be based on the permanent and correspondence addresses filled during Online Application Form of **Military Nursing Service: Selection for Short Service Commission (SSC) 2023-24***
- vi. *Candidates are advised to fill in only one Application Form and to take utmost care while filling out the mobile number and e-mail address. Candidates are also advised to use the mobile number and email address that are accessible to them.*

Brief Advisory:

Candidates are advised to carry only the following with them to the examination venue:

- i. Admit card along with Self Declaration (Undertaking) downloaded from the NTA Website (a clear printout on A4 size paper) duly filled in.
- ii. A simple transparent Ball Point Pen.
- iii. Additional photograph, to be pasted on the attendance sheet.
- iv. Personal hand sanitizer (50 ml), if required.
- v. Personal transparent water bottle.

Note:

1. All Candidates shall ensure that the information (like her name, mother's name, father's name/husband name, date of birth, mobile number, e-mail address, photograph, and signature, choice of cities for examination Centre, etc.) provided by them in their online Application Form is correct. **Candidates are advised to exercise the utmost care in filling in the correct details in the Online Application Form. Any request for change in the particulars and uploaded scanned images at any stage will not be considered by NTA under any circumstances. NTA will not entertain the corrections sent by the candidate through Post/Fax/WhatsApp/E-mail/by Hand.**
2. In case it is found at any time in the future that the Candidate has used/uploaded the photograph, signature, and certificate(s) of someone else in her Application Form/Admit Card or she has tampered with her Admit Card/result, it would be treated as Unfair Means (UFM) Practices on her part and the actions will be taken under the provisions of Unfair Means Practices, as detailed in the Information Bulletin.
3. **Candidates are NOT allowed to carry Instruments, Geometry or Pencil box, Handbag, Purse, any kind of Paper/ Stationery/ Textual material (printed or written material), Eatables and Water (loose or packed), Mobile Phone/ Earphone/ Microphone/ Pager, Calculator, DocuPen, Slide Rules, Log Tables, Camera, Tape Recorder, Electronic Watches with facilities of calculator, any metallic item, or electronic gadgets/ devices in the Examination Hall/Room.**
4. *Candidates are requested to retain a copy of the Confirmation Page, Admit Card, and Scorecard of Military Nursing Service: Selection for Short Service Commission (SSC) 2023-24 as the same will not be available after 15th February 2024.*

CHAPTER 1 INTRODUCTION

1.1 About National Testing Agency (NTA)

The Ministry of Education (MoE), Government of India (GoI) has established the National Testing Agency (NTA) as an independent, autonomous, and self-sustained premier testing organization under the Societies Registration Act (1860) for conducting efficient, transparent, and international standardized tests to assess the competency of candidates.

The objectives of NTA, *inter alia*, include:

1. To conduct efficient, transparent, and internationally standardized tests to assess the competency of candidates for admission.
2. To undertake research on educational, professional, and testing systems to identify gaps in the knowledge systems and take steps for bridging them.
3. To produce and disseminate information and research on education and professional development standards.



CHAPTER-2

MILITARY NURSING SERVICE: SELECTION FOR SHORT SERVICE COMMISSION (SSC) 2023-24

2.1 About Military Nursing Service: Selection for Short Service Commission (SSC) 2023-24

The **Military Nursing Service: Selection for Short Service Commission (SSC)** is being conducted to select civil trained BSc/PB BSc/MSc (Nursing) qualified candidates for the grant of Short Service Commission (SSC) in Military Nursing Service under the aegis of Director General of Armed Forces Medical Services (DGAFMS).

The Military Nursing Service: Selection for Short Service Commission (SSC) 2023-24 is being conducted in **01 (one) session**.

2.2 Nationality: Must be a Citizen of India.

2.3 Qualification: Should have passed MSc (Nursing)/PB BSc (Nursing)/BSc (Nursing) from INC recognized University and be a registered Nurse and registered Midwife from a State Nursing Council (The candidate will require to produce original and self-attested copies of mark sheet, passing certificate and valid State Nursing Registration certificates and other certificates as per eligibility criteria listed in the website at the time of interview).

2.4 Date of Birth – Between 25 Dec 1988 and 26 Dec 2002 (both days inclusive). (**Candidates must be between 21 and 35 years of age on the last date prescribed for the receipt of application.**)

2.5 Physical Fitness: Medical fitness will be assessed as per Military Standards by Military Authorities.

2.6 Method of Selection

(a) Computer based Examination: Only eligible candidates will undergo Computer Based Test (CBT) to be conducted by National Testing Agency (NTA) in the month of January 2024 at the selected centers all over India. The CBT will consist of Multiple-Choice Question based on Nursing, English language, and General Intelligence.

There is no negative marking.

The qualifying mark of CBT is 50%.

The candidates will be able to view their own score card at NTA website www.nta.ac.in .

The list of qualified candidates who are shortlisted for interview in the order of merit will be published on the Join Indian Army website. www.joinindianarmy.nic.in , and NTA website with the instructions for interview.

(b) Interview: Required number of qualified candidates, in order of merit will be called for interview at Delhi, subject to the available vacancies. Thereafter, the candidates will be subjected to Medical Examination. The process of interview and medical examination may take 3-5 days. Arrangement for accommodation will be the individual's responsibility.

Note: No correspondence/queries in this regard will be entertained.

(c) Medical Examination: Thereafter the candidates will be subjected to Medical Examination. X Ray examination of Chest and USG (of abdomen) will be done. Pregnancy will be a cause of rejection.

(d) Final Selection: Only the required number of shortlisted candidates (as per vacancy and merit) who are pronounced medically FIT in all aspects will be sent call letters to report to the various hospitals in Armed Forces.

(e) TA: The Candidates called for interview will be paid Sleeper class Railway fare from the place of residence to the place of interview/medical examination and back only on submission of the original tickets.

Note: The candidate called for interview, if found not in the possession of documents as per eligibility criteria, will be rendered ineligible to appear for the interview and the selection is liable to be cancelled.

2.7 Employability: Candidates selected for grant of SSC in the MNS will be liable to serve for five years extendable to a total tenure of fourteen (5+5+4) years, anywhere in India in the same way as Military Nursing Service (Regular) Officers of the Armed Forces (Army, Navy and Air Force). No request will be entertained on choice of posting through any means in the first five years of service.

CHAPTER 3 EXAMINATION SCHEME

3.1 Mode of Examination

Military Nursing Service: Selection for Short Service Commission (SSC) 2023-24 is being conducted in Computer Based Test (CBT) mode only.

3.2 Medium of Question Papers: only English

3.3 Scheme of Examination

Subject combinations for each paper, type of questions in each paper, and mode of examination are given in the table below:

Paper	Subjects	Number of Questions	Type of Questions	Duration of Examination	Mode of Examination
Nursing Examination based on BSc (Nursing) syllabus	<ul style="list-style-type: none"> ▪ Basic Nursing ▪ Clinical Specialties ▪ General Intelligence ▪ General English 	30 100 10 10	Multiple Choice Question	150 Minutes	Computer Based Test (CBT)

3.4 Pattern of Examination

1.	Subject-wise distribution of Questions and Marks	Subject	Marks
		Basic Nursing	30
		Clinical Specialties	100
		General Intelligence	10
		General English	10
		Total	150 Marks
<i>* There will be no negative marking.</i>			
2.	Marking Scheme for MCQs	Correct Answer or the Most Appropriate Answer	One marks (+1)
		Incorrect Answer	No mark (0)
		Unanswered / Marked for Review	No mark (0)
3.	Qualifying Mark	The qualifying mark of the CBT is 50%. The list of these candidates will be published on the NTA website www.nta.ac.in	
4.	Method of resolving ties	Tie between candidates obtaining equal Total NTA scores will be resolved in the following manner: <ol style="list-style-type: none"> 1. NTA score in Clinical Specialties followed by 2. NTA score in Basic Nursing followed by 3. NTA score in General Intelligence followed by 4. NTA score in General English followed by 5. Candidate with less proportion of number of attempted incorrect answers and correct answers in all the subjects in the Test, followed by 6. Older in Age followed by 7. Application Number in ascending order 	

Important Note:

(a) **For Multiple Choice Questions:** To answer a question, the candidates need to choose one option corresponding to the correct answer or the most appropriate answer. However, if any anomaly or discrepancy is found after the process of challenges of the key verification, it shall be addressed in the following manner:

- (i) Correct answer or the most appropriate answer: One mark (+1)
- (ii) Any incorrect option marked will be given no marks (0).
- (iii) Unanswered/Marked for Review will be given no marks (0).
- (iv) If more than one option is found to be correct, then One mark (+1) will be awarded to only those who have marked any of the correct options.
- (v) If all options are found to be correct, then One mark (+1) will be awarded to all those who have attempted the question.
- (vi) If none of the options is found correct or a Question is found to be wrong or a **Question is dropped, then full marks will be awarded to all candidates who have appeared irrespective of the fact whether the question has been attempted or not attempted by the candidate.**

3.5 Duration of Test is (2 1/2 hours)

3.6 Syllabus of Examination

The examination is as per BSc (Nursing) syllabus as prescribed by the INC.

CHAPTER 4
ELIGIBILITY AND QUALIFICATIONS

4.1 Age Criteria

Date of Birth – Between 25 Dec 1988 and 26 Dec 2002 (both days inclusive).

(Candidates must be between 21 and 35 years of age on the last date prescribed for the receipt of application.)

4.2 Qualification Criteria

Only those candidates who have passed the BSc (Nursing)/PB BSc (Nursing)/MSc (Nursing) from INC recognized University and be a registered Nurse and registered Midwife from a State Nursing Council are eligible to appear in the **Military Nursing Service (MNS): Selection for Short Service Commission (SSC) 2023-24 examination.**

The candidate will require to produce original and self-attested copies of mark sheet, passing certificate and valid State Registration certificates and other certificates as per eligibility criteria listed in the website at the time of interview.

4.3 Gender:

Female Candidates only

4.4 Nationality:

Must be a Citizen of India.

4.5 Physical Fitness:

Medical fitness will be assessed as per Military Standards by Military Authorities.

The physical fitness of selected candidates will finally be determined by a Medical Board under arrangement made by the office of DGAFMS. X Ray examination of Chest and USG (of abdomen) will be done.

Pregnancy will be a cause of rejection while undergoing medical examination; However, the lady candidate will be considered fit 24 weeks after an uncomplicated vaginal delivery, 12 weeks after an MTP/abortion and 52 weeks following a Caesarean Section.

Candidates declared FIT/UNFIT will be informed by the President of the Medical board including the procedure of requesting for APPEAL/REVIEW MEDICAL BOARD.

CHAPTER 5 **CHOICE OF CITIES**

The Cities where the **Military Nursing Service: Selection for Short Service Commission (SSC) 2023-24** will be conducted are given in **Appendix I**. While applying, candidates must **select any of the three cities of their choice**. Efforts will be made to allot the city of examination to the candidates in order of choice opted by them in their online Application Form. **However, candidates may be allotted an Exam City other than the choices made by the candidate due to administrative/logistic reasons, at the discretion of NTA.**

In case there are very few candidates from a City, the NTA reserves the right to merge one, two, or more cities.

The decision of the NTA regarding the allotment of the City/Centre shall be final. No further correspondence or request shall be entertained in such a case.

While filling up the Online Application Form, candidates should select **three Convenient Cities** from **Appendix I** as their Choice of Cities for the exam Centre in order of their priority.

For convenience, the candidates may select their own city or neighboring cities in their State of Residence only and not for far away cities in other States. **NTA** will not be responsible for any inconvenience due to the incorrect selection of cities by the candidates.

Though every effort will be made to allot a Centre in one of the cities selected by the candidate, the NTA reserves the right to allot a Centre in a city other than the candidate's choice.

Allotment of Centres will be done mostly in one of the preferred cities of the candidates and there will be no human intervention.

Note: All efforts will be made by NTA to consider the comfort and convenience of candidates while allotting Centres.

NOTE: The candidate may be allotted an Exam City other than the choices made by the candidate, on logistic or administrative grounds at the discretion of NTA.

Information Bulletin
<https://allgovernmentjobs.in/>
Military Nursing Service: Selection for Short Service Commission (SSC) 2023-24

Military Nursing Service (MNS): Selection for Short Service Commission (SSC)- 2023-24

S. No.	State/UT Name	Exam City
1	Andaman & Nicobar Islands	Port Blair
2	Andhra Pradesh	Vijayawada
3	Andhra Pradesh	Vishakhapatnam
4	Arunachal Pradesh	Itanagar/Naharlagun
5	Assam	Guwahati
6	Assam	Silchar
7	Assam	Dibrugarh
8	Bihar	Bhagalpur
9	Bihar	Patna
10	Bihar	Muzaffarpur
11	Chhattisgarh	Bilaspur(Chhattisgarh)
12	Chhattisgarh	Raipur
13	Delhi (NCT) & NCR	Delhi/New Delhi/NCR
14	Goa	Panaji
15	Gujarat	Gandhinagar/Ahmedabad
16	Gujarat	Surat
17	Gujarat	Rajkot
18	Haryana	Ambala
19	Haryana	Kurukshetra
20	Haryana	Faridabad
21	Himachal Pradesh	Mandi
22	Himachal Pradesh	Shimla
23	Jammu & Kashmir	Jammu
24	Jammu & Kashmir	Srinagar(J & K)
25	Jharkhand	Jamshedpur
26	Jharkhand	Ranchi
27	Karnataka	Bengaluru
28	Karnataka	Hubballi-Dharwad
30	Kerala	Kochi
31	Kerala	Kannur
32	Kerala	Kozhikode (Calicut)
33	Kerala	Kottayam
34	Kerala	Thiruvananthapuram
35	Kerala	Thrissur
36	Ladakh	Leh
37	Lakshadweep	Kavaratti
38	Madhya Pradesh	Bhopal
39	Madhya Pradesh	Gwalior
40	Madhya Pradesh	Indore
42	Maharashtra	Aurangabad(Maharashtra)
43	Maharashtra	Kolhapur

Information Bulletin
<https://allgovernmentjobs.in/>
Military Nursing Service: Selection for Short Service Commission (SSC) 2023-24

Military Nursing Service (MNS): Selection for Short Service Commission (SSC)- 2023-24		
S. No.	State/UT Name	Exam City
44	Maharashtra	Mumbai
45	Maharashtra	Nagpur
46	Maharashtra	Pune
47	Manipur	Imphal
48	Meghalaya	Shillong
49	Mizoram	Aizawl
50	Nagaland	Kohima
51	Odisha	Balasore
52	Odisha	Bhubaneswar
53	Odisha	Rourkela
54	Puducherry	Puducherry
55	Punjab	Amritsar
56	Punjab	Jalandhar
57	Punjab	Ludhiana
58	Punjab	Mohali
59	Punjab	Patiala
60	Rajasthan	Ajmer
61	Rajasthan	Jaipur
62	Rajasthan	Jodhpur
64	Rajasthan	Udaipur
65	Sikkim	Gangtok
66	Tamil Nadu	Chennai
67	Tamil Nadu	Coimbatore
68	Tamil Nadu	Madurai
70	Telangana	Hyderabad
71	Telangana	Warangal
72	Tripura	Agartala
73	Uttar Pradesh	Agra
74	Uttar Pradesh	Gorakhpur
75	Uttar Pradesh	Kanpur
76	Uttar Pradesh	Lucknow
77	Uttar Pradesh	Prayagraj (Allahabad)
78	Uttar Pradesh	Varanasi
79	Uttarakhand	Dehradun
80	Uttarakhand	Haldwani
81	West Bengal	Asansol
82	West Bengal	Kolkata
83	West Bengal	Siliguri

CHAPTER 6
PROCEDURE OF APPLYING FOR MNS: SELECTION FOR SSC 2023-24

HOW TO APPLY:

- (a) The application will be hosted on the website of National Testing Agency www.nta.ac.in . The detailed information for filling up of the application form, payment of application fees, admit card and subsequent processing will be available on the same website.
- (i) Candidate may apply online through www.nta.ac.in which will be tentatively accessible from 11 Dec 2023 to 26 Dec 2023. It is the duty of the candidates to ascertain their eligibility before filling up the application form.
 - (ii) Candidates should provide an active E-mail ID and two active contact numbers while filling up the application.
 - (iii) The candidates will have to pay an amount of Rs. 900/- (Rupees Nine Hundred only) as application processing fees to NTA.
 - (iv) The admit card for the computer-based examination can be generated online, only from NTA website.
- (b) The selection of the candidates for SSC in MNS will be subject to producing the following original documents with self-attested copies at the time of interview: -
- (i) Matriculation Certificate/School Leaving Certificate (indicating date of birth).
 - (ii) Valid registration certificate of upgraded MSc (N)/ PB BSc (N) / BSc (N) course.
 - (iii) MSc (N)/ PB BSc (N) / BSc (N) certificate & mark lists.
 - (iv) NCC certificate, if any.
 - (v) Character certificate issued by a Gazetted Officer.
 - (vi) Proof of Indian Nationality (Nationality/Domicile Certificate/Voter ID/Aadhar Card/Passport/ any other proof).
 - (vii) No objection certificate from the present employer, if employed.
 - (viii) One self-addressed envelope with Rs. 40/- postal stamp for speed post (for call letters if selected).

- (ix) Copy of release order if previously served in Military Nursing Service.
- (x) In case of change of names, copy of Gazette Notification/ any other authority clearly highlighting your new name.
- (c) Applications/ payments in any mode sent by post will not be accepted. No correspondence will be entertained with regard to either the receipt of application/status of application/details or reasons of rejected applications. Duplicate submission of application will be summarily rejected without refund of any money. It is mandatory for the candidates to submit only one active email ID for all future correspondence with us.
- (d) The candidates should check their profile on NTA website and registered e-mail regularly for updated regarding dates for interview & other relevant details.

Note:

1. The aforesaid conditions are subject to modification without notice, if deemed necessary.
2. **Reasons for rejection of online application** are incomplete application, submission of more than one application, non-submission of application or incorrect amount of application fees.
3. The address for contact is as follows: -

Integrated Headquarters of MoD (Army)
Adjutant General's Branch
Dte Gen of Med Services (Army)/DGMS-4B
Defence Offices Complex, A block, 3rd Floor
KG Marg, New Delhi- 110001
Email: pb4005-15@nic.in
Tele: 011-21411793

NTA Helpline Numbers: 011-40759000, 011-69227700
Email address of NTA: ssc-mns@nta.nic.in

Candidates are requested to correspond by the email and tele number given above and not at www.joinindianarmy.nic.in regarding any queries.

INFORMATION IS ALSO AVAILABLE ON WEBSITE:
www.indianarmy.nic.in/www.joinindianarmy.nic.in

CHAPTER 7
PARTICULARS TO BE FILLED IN THE ONLINE APPLICATION FORM

The Columns to be filled in the Online Application Form of Military Nursing Service: Selection for Short Service Commission (SSC) 2023-24 are as follows. All candidates shall fill up the information as given below:

Military Nursing Service: Selection for Short Service Commission (SSC) 2023-24			
REGISTRATION FORM			
1	Personal Details	Candidate's Name (as per matriculation certificate) *	
2		Have you ever changed your name (after matriculation) *:	1.Yes 2.No
3		Father's Name *	
4		Mother's Name *	
5		Date of Birth *	
6		Age as on 26 December 2023	Auto Calculation on the basis of DOB entered.
7		Gender *	1. Female 2. Others
8		Marital Status *	1. Unmarried 2. Married 3. Divorced/Legally Separated 4. Widow
9		Spouse's Occupation. (This field will populate only if Marital Status is 'Married')	1. Defence 2. Civilian
10		Nationality (Self) *	1. Indian 2. Others
11		Nationality (Spouse) *	1. Indian 2. Others
12	Aadhaar Details	Aadhaar Number *	Last Four Digits
13	Contact Details	Email Address *	
14		Confirm Email Address *	
15		Contact number *	
16		Emergency Contact number	Optional
17	Create Password	Password *	
18		Confirm Password *	
19	Security Data	Security Questions	to be entered as displayed on the screen
20		Security Answer	
21		Captcha *	
		I hereby declare that I am filling up this online application after carefully reading the detailed Advertisement and fully understanding the provision/procedures mentioned therein. I further declare that all the particulars given by me in this application are mine and true to the best of my knowledge and belief. I agree that my candidature may stand cancelled/ my result may be withheld/ not declared if at any stage of selection process, information furnished by me is found to be false or incorrect. I will be liable for disciplinary action or termination of service as deemed fit, in case it is found at any point in time in future that false information has been furnished in this application. I shall abide by these terms and conditions as well as those laid down in the detailed Advertisement, Public Notices and Advisories issued by NTA/MNS regarding this exam time to time.	Checkbox (I Agree) Submit

Information Bulletin
<https://allgovernmentjobs.in/>
Military Nursing Service: Selection for Short Service Commission (SSC) 2023-24

APPLICATION FORM			
1	Personal Details	Candidate 's Name	Auto Filled from Registration
2		Candidate's Date of Birth	Auto Filled from Registration
3		Gender	Auto Filled from Registration
4		Father's Name	Auto Filled from Registration
5		Mother's Name	Auto Filled from Registration
6		Husband's Name	Auto Filled from Registration
7		Nationality	Auto Filled from Registration
8	Aadhaar Details	Aadhaar Number (Last four digits.)	Auto Filled from Registration
9		Two visible identification mark *	1. 2.
10	Address of Communication / Correspondence Address	Address	
11		Locality	Optional
12		City/Town/Village	
13		Country	Will appear 'India' only
14		State	From Drop Down
15		District	From Drop Down
16		Pin code	
17	Permanent Address *	Address	
18		Locality	Optional
19		City/Town/Village	
20		Country	Will appear 'India' only
21		State	From Drop Down
22		District	From Drop Down
23		Pin code	
24	City Choice Note: A candidate may be allotted an Exam city other than her choices for the same on logistic or administrative grounds at the discretion of NTA.	Exam State - City Choice 1	From Drop Down
25		Exam State - City Choice 2	From Drop Down
26		Exam State - City Choice 3	From Drop Down
27	Qualification Details *	Highest Qualifying (Nursing) Exam	1. BSc. (Nursing) 2. MSc (Nursing) 3. Post Basic BSc (Nursing)
28		Name of the College	Open Text
29		Name of the University	
30		Year of Passing	
31		Percentage of Marks Obtained	
32		Whether the college is recognized by INC *	1.Yes 2.No
32	Additional Qualification Details (Optional)	Qualifying Exam	Open Text
34		Name of the College	Open Text

Information Bulletin
Military Nursing Service: Selection for Short Service Commission (SSC) 2023-24

<https://allgovernmentjobs.in/>

35		Name of the University	Drop Down
36		Year of Passing	
37		Percentage of Marks Obtained	
38		Whether the college is recognized by INC *	1.Yes 2.No
39	Experience & Other Details	Valid Nursing Registration (Current with validity dates) *	1.Yes 2.No
40		Details of NCC training *	1.Yes 2.No
41		Service Experience *	1.Yes 2.No
42		Particulars of Present Employment *	Name of the organisation: From: DD/MM/YYYY
43		Have you previously served in MNS? *	1.Yes 2.No
44		Reason for Leaving Service.	1. Discharged on Completion of Service 2. Released on acceptance of resignation by Competent Authority 3. Discharged on medical ground. 4. Dismissed/Terminated on disciplinary ground
45	Documents to be Uploaded	Candidate's photograph *	The size of the scanned photograph should be between 10 kb to 200 kb
46		Candidate's signature *	The size of the scanned signature should be between 4 kb to 30 kb
47		Address Proof (Present and Permanent) *	The size of the scanned copy of the Address Proof should be in pdf between 50kb to 300kb
48	Declaration	I hereby solemnly declare that all the statements made in the application are true and correct to the best of my knowledge and belief. If at any stage, information furnished by me is found to be false or incorrect, I will be liable for disciplinary action or termination of service as deemed fit.	I Agree
		Submit	Date: Date when Candidate is submitting the form.

CHAPTER 8 ADMIT CARD

e-Admit Card

The e-Admit Card would be issued provisionally to the candidates through the NTA website: <https://exams.nta.ac.in/SSCMNS> subject to the fulfillment of the eligibility conditions and receipt of the prescribed application fee by NTA.

The candidate must download the Admit Card from the NTA website. The candidate will appear in the examination at the given Centre on the date and timing as indicated in her e-Admit Card.

In case a candidate is unable to download her Admit Card from the website, she should approach the NTA Help Line Number: **011-40759000 between 10.00 A.M. to 05.00 P.M.**

The candidates are advised to read the instructions on the Admit Card carefully and strictly follow them during the examination.

In case of any discrepancy in the particulars of the candidate or her photograph and signature shown in the e-Admit Card and Confirmation Page, the candidate may immediately **approach the NTA Help Line from 10.00 A.M. to 5.00 P.M.** In such a case, the candidate would appear in the examination with the already downloaded Admit Card. However, NTA will take necessary action to make corrections in the record later.

Note:

- *The Candidates may please note that Admit Cards will not be sent by post.*
- *In no case, the duplicate Admit Card Military Nursing Service: Selection for Short Service Commission (SSC) 2023-24 would be issued at the Examination Centers.*
- *The candidates must not mutilate the Admit Card or change any entry made therein.*
- *Candidates are advised to preserve their Admit Cards in good condition for future reference.*
- *No Admit Card shall be issued to the candidates whose applications are found to be incomplete for any reasons (including indistinct/ doubtful photographs/unsigned Applications) or who do not fulfill the eligibility criteria for the examination.*
- *Issue of Admit Cards, however, shall not necessarily mean acceptance of eligibility which shall be further scrutinized at subsequent stages of the admission process.*

CHAPTER 9
SCHEDULE OF EXAMINATION

Date of Examination	14 January 2024
Mode of Examination	Computer Based Test (CBT)
Timing of Examination	10:00 AM to 12:30 PM (IST)
Entry in the Examination Centre/Hall/Room, frisking, biometric registration/ record of manual attendance by Invigilator, document verification/cross-checking of Admit Card, signature, and photo match to be completed by Invigilator, etc.	08:00 AM to 09:30 AM
Last entry (gate closes)	09:30 AM
Candidate's login to read instructions	09:30 AM
Instructions by the Invigilator(s)	09:40 AM to 09:50 AM
Test Commences	10:00 AM
Test Concludes	12:30 PM

CHAPTER 10
IMPORTANT INSTRUCTIONS FOR THE CANDIDATES

1. Candidates are advised to report at the Examination Center well on time i.e. **02 hours** before the commencement of the examination.
2. Candidates should take their seats immediately after the opening of the Examination Hall. If the candidates do not report on time due to any reason i.e., traffic jam, train/bus delay, etc., they are likely to miss some of the important instructions to be announced in the Examination Rooms/Halls. The NTA shall not be responsible for any delay.
3. The candidate must show, on-demand, the Admit Card downloaded/printed from the NTA website for admission in the examination room/hall. The Test Centre Staff on duty is authorized to verify the identity of candidates and may take steps to verify and confirm the identity credentials. Candidates are requested to extend their full cooperation. Candidates who do not possess valid Admit Cards and authorized Photo IDs shall not be permitted to take the examination under any circumstances by the Centre Superintendent.
4. A seat indicating Roll Number will be allotted to each candidate. Candidates should find and sit in their allocated seats only. In case a candidate ventures to change her seat and does not sit on the seat allotted to her could face cancellation of candidature. No plea would be entertained in this regard.
5. The candidates may approach the Centre Superintendent/Invigilator in the room for any technical assistance, first aid emergency, or any other information during the examination.

For any queries or issues regarding the Computer Based Test, the candidates may contact on Helpline Numbers available on www.nta.ac.in

In case a candidate, furnishes false information, her candidature will be cancelled, and her result will not be declared.

6. For those who are unable to appear on the scheduled date of the test for any reason, a re-test shall not be held by the NTA under any circumstances.

Note: Candidates shall appear at their own cost at the Centre on the Date as indicated in their Admit Card issued by the NTA. Under no circumstances the choice of cities for the Centre as provided in the Admit Card shall be changed.

*Candidates **MUST** bring the following documents on the day of examination at the test centre. Candidates who will not bring these will not be allowed to sit for the examination.

- a. Print copy of Admit Card along with Self Declaration (Undertaking) downloaded from the NTA Website (a clear printout on A4 size paper) duly filled in.
- b. One passport size photograph (same as uploaded on the Online Application Form) for pasting on the specific space in the Attendance Sheet at Centre during the examination.
- c. Any one of the authorized photo IDs (must be original, valid, and non-expired) PAN card/ Driving License/ Voter ID/ Passport/ Aadhaar Card (With photograph)/E-Aadhaar with photograph/ Ration Card with photograph.
- d. A simple transparent Ball Point Pen.

ROUGH WORK

All calculations/writing work is to be done only in the Rough Sheet provided at the Test Centre in the Examination Room/Hall and on completion of the test, candidates must hand over the Rough Sheets to the Invigilator on duty in the Room/Hall.

CHAPTER 11
UNFAIR MEANS PRACTICES AND BREACH OF EXAMINATION RULES

11.1 Definition

Unfair Means practice is an activity that allows a candidate to gain an unfair advantage over other candidates. It includes, but is not limited to:

- a) Being in possession of any item or article which has been prohibited or can be used for unfair practices including any stationery item, communication device, accessories, eatable items, ornaments, or any other material or information relevant or not relevant to the examination in the paper concerned.
- b) Using someone to write an examination (impersonation) or preparing material for copying.
- c) Breaching examination rules or any direction issued by NTA in connection with **Military Nursing Service: Selection for Short Service Commission (SSC) 2023-24** from time to time.
- d) Assisting other candidates to engage in malpractices, giving or receiving assistance of any kind directly or indirectly or attempting to do so.
- e) Contacting or communicating or trying to do so with any person, other than the Examination Staff, during the examination time in the Examination Centre.
- f) Threatening any of the officials connected with the conduct of the examination or threatening any of the candidates.
- g) Using or attempting to use any other undesirable method or means in connection with the examination.
- h) Manipulation and fabrication of online documents viz. Admit Card, Rank Letter, Self-Declaration, etc.
- i) Forceful entry in /exit from Examination Centre/Hall.
- j) Use or attempted use of any electronic device after entering the Examination Centre.
- k) Affixing/uploading of wrong/morphed photographs/signatures on the Application Form/Admit Card/Proforma.
- l) Creating obstacles in the smooth and fair conduct of the examination.
- m) Any other malpractices declared as Unfair Means by the NTA.

11.2 Punishment for using Unfair means practices.

During, before or after the examination if a candidate indulges in any of the above or similar practices, she shall be deemed to have used unfair practices and booked under the UNFAIR MEANS (U.F.M.) case.

The candidate may be debarred in the future and shall also be liable for criminal action and /or any other action as deemed fit.

11.3 Cancellation of Result

The result of **Military Nursing Service: Selection for Short Service Commission (SSC) 2023-24** of the candidate(s) who indulge in Unfair means Practices will be cancelled and will not be declared. Similarly, the result of those candidates who appear from the Centre other than the one allotted to them or allow another candidate/person to write the examination on her behalf will be cancelled. No plea will be entertained in this regard.

CHAPTER 12
DISPLAY OF ANSWER KEY FOR CHALLENGE

12.1 Display of Answer Key for Challenges

1. The NTA will display the Provisional Answer Key of the questions on the NTA website: <https://exams.nta.ac.in/SSCMNS> with a Public Notice, issued to this effect on the said website, to provide an opportunity to the candidates to challenge the Provisional Answer Keys with a non-refundable online payment of ₹ 200/- per question challenged as processing charges. The provisional Answer Keys are likely to be displayed for two to three days.
2. Only paid challenges made during the stipulated time through the key challenge link will be considered. Challenges without justification/evidence and those filed on any other medium other than the prescribed link will not be considered.
3. The NTA decision on the challenges shall be final and no further communication will be entertained. NTA will not inform the Candidates individually about the outcome of the challenges made.
4. The subject experts will examine all the challenges received and then a final answer key will be displayed and declared.
5. **The result will be compiled based on the final answer key declared. No grievance with regard to answer key(s) after the declaration of result/NTA Score will be entertained.**

12.2 Display of Question Paper attempted and Recorded Responses

The NTA will display the recorded responses and Question Papers attempted by the candidates on the NTA website <https://exams.nta.ac.in/SSCMNS> prior to the declaration of the result/NTA Score. The recorded responses are likely to be displayed for two to three days.

CHAPTER 13
NTA SCORE FOR MILITARY NURSING SERVICE: SELECTION FOR SHORT SERVICE COMMISSION (SSC) 2023-24

13.1 Military Nursing Service: Selection for Short Service Commission (SSC) 2023-24 NTA Score

- a) Evaluation of multiple-choice questions of **Military Nursing Service: Selection for Short Service Commission (SSC) 2023-24** will be carried out using final answer keys and the raw (actual) marks obtained by a candidate will be considered further for computation of the result of Military Nursing Service: Selection for Short Service Commission (SSC) 2023-24.

Note:

1. *The All-India Rank shall be compiled and declared after conduct of Military Nursing Service: Selection for Short Service Commission (SSC) 2023-24*
2. *No Score/Rank Card will be dispatched to the candidates and the candidates are advised to download their Score/Rank Cards from the website: www.nta.ac.in, <https://exams.nta.ac.in/SSCMNS> only.*
3. *There shall be no provision for re-valuation/re-checking of the Score. No correspondence in this regard shall be entertained.*
4. *The National Testing Agency (NTA) is an examination conducting body and not an admission giving authority.*

13.2 Re-Evaluation/Re-Checking of Result

There shall be no re-evaluation/re-checking of the result. No correspondence in this regard shall be entertained.

CHAPTER 14

SELECTION OF CIVIL TRAINED NURSES AND GRANT OF SHORT SERVICE COMMISSION IN MILITARY NURSING SERVICE UNDER THE AEGIS OF DGAFMS.

14.1 Eligibility for Selection of Civil Trained Nurses and grant of Short Service Commission in Military Nursing Service.

The candidates should have PASSED in the BSc/PB BSc/MSc (Nursing) from a recognized **College/University** to qualify for selection in Short Service Commission in Military Nursing Service.

For eligibility details, candidates may refer to the website www.indianarmy.nic.in , <https://exams.nta.ac.in/SSCMNS> , www.joinindianarmy.nic.in

The letters / e-mails / grievances / queries / RTI applications / Court cases pertaining to selection related matters/procedures will not be entertained by NTA. The same may be addressed to the concerned Counseling/Authorities of DGAFMS.

CHAPTER 15
MISCELLANEOUS

15.1 Query Redressal System (QRS)

National Testing Agency (NTA) has established a Query Redressal System (QRS), an online web-enabled system developed by NTA. QRS is the platform based on web technology that primarily aims to enable the submission of queries/grievances by the Registered Candidate(s) of Military Nursing Service: Selection for Short Service Commission (SSC) 2023-24 with (a 24x7) facility for speedy and favorable redressal of the queries/grievances. A Unique Registration Number will be generated for tracking the status of the queries/grievances.

The Registered Candidate(s) are advised to use the online facility for a speedy response.

15.2 Correspondence with NTA

All the correspondence should preferably be addressed by e-mail. The email query shall be addressed only if it is not anonymous and contains the name, postal address, and contact number of the sender. An email containing vague or general queries and other queries as contained in the Information Bulletin shall not be entertained. Queries shall not be entertained from a person claiming to be representatives, associates, or officiates of the applicant candidate. The following information shall not be revealed by phone or email:

- a. Internal documentation/status.
- b. The internal decision-making process of NTA. Any claim/counterclaim thereof.
- c. Dates and venue of internal meetings or name of the staff/officers dealing with it.
- d. Any information which cannot be revealed in the opinion of NTA.
- e. For communicating with NTA

Email: ssc-mns@nta.ac.in

Phone numbers: [011-69227700](tel:011-69227700)/ [011-40759000](tel:011-40759000)

15.3 Weeding Out Rules

The record of **Military Nursing Service: Selection for Short Service Commission (SSC) 2023-24** would be preserved up to **90 days from the date of declaration of result.**

15.4 Legal Jurisdiction

All disputes pertaining to the conduct of **Military Nursing Service: Selection for Short Service Commission (SSC) 2023-24** including Results shall fall within the jurisdiction of Delhi only. The Director (Admin) of the NTA shall be the official by whose designation the NTA may sue or be sued.

List of Examination Cities for Military Nursing Service: Selection for Short Service Commission (SSC) 2023-24

Military Nursing Service: Selection for Short Service Commission (SSC) 2023-24 will be conducted in the following tentative State-wise/UT-wise list of Cities in India:

Military Nursing Service (MNS): Selection for Short Service Commission (SSC)- 2023-24		
S. No.	State/UT Name	Exam City
1	Andaman & Nicobar Islands	Port Blair
2	Andhra Pradesh	Vijayawada
3	Andhra Pradesh	Vishakhapatnam
4	Arunachal Pradesh	Itanagar/Naharlagun
5	Assam	Guwahati
6	Assam	Silchar
7	Assam	Dibrugarh
8	Bihar	Bhagalpur
9	Bihar	Patna
10	Bihar	Muzaffarpur
11	Chhattisgarh	Bilaspur(Chhattisgarh)
12	Chhattisgarh	Raipur
13	Delhi (NCT) & NCR	Delhi/New Delhi/NCR
14	Goa	Panaji
15	Gujarat	Gandhinagar/Ahmedabad
16	Gujarat	Surat
17	Gujarat	Rajkot
18	Haryana	Ambala
19	Haryana	Kurukshetra
20	Haryana	Faridabad
21	Himachal Pradesh	Mandi
22	Himachal Pradesh	Shimla
23	Jammu & Kashmir	Jammu
24	Jammu & Kashmir	Srinagar(J & K)
25	Jharkhand	Jamshedpur
26	Jharkhand	Ranchi
27	Karnataka	Bengaluru
28	Karnataka	Hubballi-Dharwad
30	Kerala	Kochi
31	Kerala	Kannur
32	Kerala	Kozhikode (Calicut)
33	Kerala	Kottayam
34	Kerala	Thiruvananthapuram
35	Kerala	Thrissur
36	Ladakh	Leh
37	Lakshadweep	Kavaratti
38	Madhya Pradesh	Bhopal
39	Madhya Pradesh	Gwalior
40	Madhya Pradesh	Indore
42	Maharashtra	Aurangabad (Maharashtra)
43	Maharashtra	Kolhapur

Military Nursing Service: Selection for Short Service Commission (SSC) 2023-24

Military Nursing Service (MNS): Selection for Short Service Commission (SSC)- 2023-24		
S. No.	State/UT Name	Exam City
44	Maharashtra	Mumbai
45	Maharashtra	Nagpur
46	Maharashtra	Pune
47	Manipur	Imphal
48	Meghalaya	Shillong
49	Mizoram	Aizawl
50	Nagaland	Kohima
51	Odisha	Balasore
52	Odisha	Bhubaneswar
53	Odisha	Rourkela
54	Puducherry	Puducherry
55	Punjab	Amritsar
56	Punjab	Jalandhar
57	Punjab	Ludhiana
58	Punjab	Mohali
59	Punjab	Patiala
60	Rajasthan	Ajmer
61	Rajasthan	Jaipur
62	Rajasthan	Jodhpur
64	Rajasthan	Udaipur
65	Sikkim	Gangtok
66	Tamil Nadu	Chennai
67	Tamil Nadu	Coimbatore
68	Tamil Nadu	Madurai
70	Telangana	Hyderabad
71	Telangana	Warangal
72	Tripura	Agartala
73	Uttar Pradesh	Agra
74	Uttar Pradesh	Gorakhpur
75	Uttar Pradesh	Kanpur
76	Uttar Pradesh	Lucknow
77	Uttar Pradesh	Prayagraj (Allahabad)
78	Uttar Pradesh	Varanasi
79	Uttarakhand	Dehradun
80	Uttarakhand	Haldwani
81	West Bengal	Asansol
82	West Bengal	Kolkata
83	West Bengal	Siliguri

NOTE: The candidate may be allotted an Exam City other than the choices made by the candidate, on logistic or administrative grounds at the discretion of NTA.

Appendix –II

Procedure for Online Payment of Fees and Helpline for Payment-Related Queries

After completing Step 2 of the **Online** Application Form, the candidate may remit the examination fee (**Step 3**) in the following manner:

- Check the validity of the Debit/ Credit Card and keep it ready with you while logging on to the website for submitting Application Form. The candidates should enter the information asked for and make payment through a Debit/ Credit Card.
- Through Net Banking, check the balance in your account and get all credentials ready with you while logging on to the website for making payments. The candidates should log in with her credentials of net banking and make payments accordingly.
- For payment through a UPI Service, check whether there is a requisite balance in the Bank Account / Wallet to which the concerned UPI is linked.

Prescribed Examination Fee (please see the Information at a Glance) can be paid through any Bank/Payment Gateway in any Payment Mode [service/processing charges per transaction and GST applicable are to be borne by the candidate.

S.No	Mode of Payment	HDFC BANK			IDBI BANK		
1	Net Banking	HDFC	NIL Charge		MSF for processing through Inet banking:	Rs 25.5/- for SBI & HDFC Txn	
		Other Banks	NIL Charge			Rs 10.5/- for Axis Bank Txn	
						Rs 15/- for Kotak Bank Txn	
						Rs 9/- for all other bank Txn	
2	Debit Cards	HDFC or	Transaction upto	MSF for processing any Debit cards:	0.40% of transaction value upto Rs 2000/-		
		Other Banks	Rs 2000/-			0 %	
			Transaction above		0 %	MSF for processing any prepaid card/ Gift Card/ Wallets	3.00% of transaction value.
			Rs 2000/-				
3	Credit Cards	Domestic	Nil Charge		MSF for processing any Credit cards:	1.28% of transaction value.	
		International	Nil Charge				
4	Unified Payment Interface	Nil Charge			UPI Transaction charges	Nil Per transaction	
	(UPI)						

Note: In case, the fee payment status is not ‘OK’, or the Confirmation Page of the Online Application is not generated after fee payment (completion of Step 3) the candidate is advised to contact the helpline number/email of the concerned Bank/Payment Gateway Integrator, as mentioned below: -

(a) If Paying through the HDFC BANK:

Level	Name	Email ID	Contact Number
1	Ecom Support	Ecomsupport.delhi@hdfcbank.com	-
2.	Pradeep Yadav	Pradeep.yadav10@hdfcbank.com	9625622301
3	Vikram Singh	Vikram.singh4@hdfcbank.com	9799810080

(b) If paying through IDBI BANK:

Level	Name	Email ID	Contact Number
1	Helpdesk	CUSTOMERCARE@IDBI.CO.IN	18002094324/1800221070

Appendix-III

COMPUTER BASED TEST (CBT) GUIDELINES

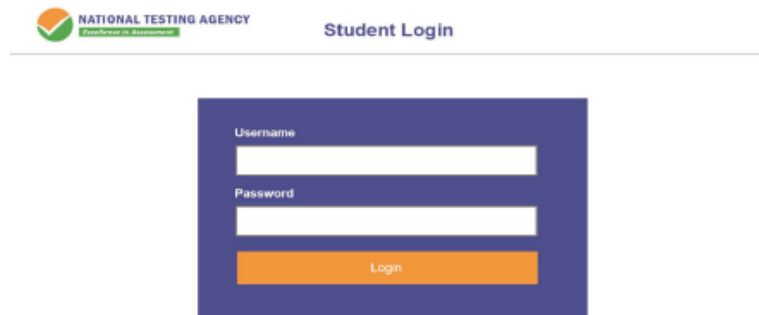
The major examinations being conducted by NTA are Computer-Based Tests (CBT). A CBT requires candidates to sit in front of a computer terminal (node) allocated to them against their Roll number and Admit card. After logging in the candidate will get detailed instructions for the examinations. At the designated time of the start of the examination, the candidates will be able to proceed and see the questions on the computer screen using the computer mouse. Candidates will have the option to change/modify/edit/answers already entered at any time during the examination.

Procedure for appearing in Computer Based Test (CBT):

(Sample/mock test will be available on the NTA website: www.nta.ac.in for hands-on practice)

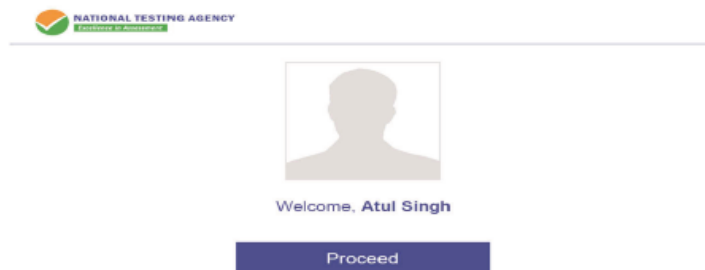
- A computer terminal (node) indicating the Roll Number will be allocated to each candidate. Candidates should find and sit on their allocated computers only. Any candidate found to have changed room/hall or the computer on their own other than the one allotted would lead to cancellation of candidature and no plea in this regard would be entertained.
- For login, the candidate will have to enter a **login ID and password**. The computer terminal allotted to the candidate will display the WELCOME login screen, the Candidate's photograph and subject opted by the candidate.

Candidate Login Page



The screenshot shows the 'Student Login' page of the National Testing Agency. At the top left is the NTA logo with the text 'NATIONAL TESTING AGENCY' and 'Coordinator of Assessment'. To the right of the logo is the text 'Student Login'. Below this is a dark blue login form with two white input fields labeled 'Username' and 'Password', and an orange 'Login' button at the bottom.

Candidate Welcome Screen



The screenshot shows the 'Candidate Welcome Screen' of the National Testing Agency. At the top left is the NTA logo with the text 'NATIONAL TESTING AGENCY' and 'Coordinator of Assessment'. Below the logo is a silhouette of a person's head and shoulders. Below the silhouette is the text 'Welcome, Atul Singh'. At the bottom is a dark blue 'Proceed' button.

- After login, the candidate shall be able to see the detailed instructions for the examination. Candidates are advised to go through the instructions carefully regarding the type of questions and marking scheme. At the designated time of the start of the examination, the candidates will be able to proceed and see the questions on the computer screen.

Please read the instructions carefully

General Instructions:

1. The total duration of the examination is 150 minutes for **Military Nursing Service: Selection for Short Service Commission (SSC) 2023-24**
2. The clock will be set on the server. The countdown timer in the top right corner of the screen will display the remaining time available for you to complete the examination. When the timer reaches zero, the examination will end by itself. You will not be required to end or submit your examination.
3. The Question Palette displayed on the right side of the screen will show the status of each question using one of the following symbols:



You have not visited the question yet.



You have not answered the question.





You have answered the question.



You have NOT answered the question, but have marked the question for review.



The question(s) "Answered and Marked for Review" will be considered for evaluation.

4. The 'Marked for Review' status for a question simply indicates that you would like to look at that question again.
5. You can click on the ">" arrow which appears to the left of the question palette to collapse the question palette thereby maximizing the question window. To view the question palette again, you can click on "<" which appears on the right side of the question window.
6. You can click on your "Profile" image on the top right corner of your screen to change the language during the exam for the entire question paper. On clicking on the Profile image, you will get a drop-down to change the question content to the desired language.
7. You can click on  to navigate to the bottom and  to navigate to the top of the question area, without scrolling.

Navigating to a Question:

8. To answer a question, do the following:
 - a. Click on the question number in the Question Palette at the right of your screen to go to that question directly. Note that using this option does NOT save your answer to the current question.
 - b. Click on **Save & Next** to save your answer for the current question and then go to the next question.

- c. Click on **Mark for Review & Next** to save your answer for the current question, mark it for review, and then go to the next question.

Answering a Question:

9. Procedure for answering a Multiple-Choice Type question:
 - a. To select your answer, click on the button of one of the options.
 - b. To deselect your chosen answer, click on the button of the chosen option again or click on the **Clear Response** button.
 - c. To change your chosen answer, click on the button of another option.
 - d. To save your answer, you must click on the Save & Next button.
 - e. To mark the question for review, click on the '**Mark for Review & Next**' button.
10. To change your answer to a question that has already been answered, first select that question for answering and then follow the procedure for answering that type of question.

Navigating through sections:

11. Sections in this question paper are displayed on the top bar of the screen. Questions in a section can be viewed by clicking on the Section name. The section you are currently viewing is highlighted.
12. After clicking the **Save and Next** button on the last question for a Section, you will automatically be taken to the first question of the next section.
13. You can shuffle between sections and questions anytime during the examination as per your convenience only during the time stipulated.
14. The candidate can view the corresponding section summary as part of the legend that appears in every section above the question palette.

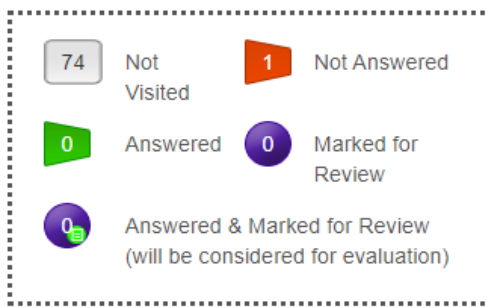
Instruction for Question:

The keyboard attached to the computer, if any, will be disabled during the entire duration of the examination. Depending on the type of question, the answers to questions can either be entered by clicking on the virtual on-screen keyboard (numeric or otherwise) using the computer mouse or by clicking the chosen option(s) using the computer mouse. Candidates will have the option to change/modify answers already entered anytime during the entire duration of the examination.

In case the computer/mouse allotted to any candidate malfunctions anytime during the test, she will be immediately allotted another computer system and the time lost due to this will be adjusted in the server so as to give the candidate the full allotted time.

The on-screen computer clock counter of every candidate will be set at the server. The countdown timer on the top right side of the computer screen will display the time remaining (in minutes) available for the candidate to complete the examination. When the timer reaches zero, the examination will end by itself. The candidates will not be required to end or submit the examination.

The Question Palette displayed on the screen will show the status of each question using one of the following symbols:



The question(s) “Answered and Marked for Review” status for a question indicates that the candidates would like to have a relook at that question again. A candidate has the option of answering a question and simultaneously “Marked for Review”, these answers will be considered for evaluation. However, if a candidate has simply put “Marked for Review” for a question without answering it, the corresponding question marked for review without an answer will not be considered for evaluation. It may be noted that a candidate can return to any “Marked for Review” question any time during the examination by clicking on the corresponding question number icon displayed on the Question Palette of the corresponding section.

- (d) The candidates can click on the “>” arrow which appears to the left of the question palette to collapse the question palette thereby maximizing the question viewing window. To view the question palette again, the candidate can click on “<” which appears on the right side of the question window.
- (e) Candidates can click on to navigate to the bottom and to navigate to the top of the question area, without scrolling. Using the computer mouse the candidate can scroll up and down the question viewing area for viewing the entire question.
- (f) The full paper can be viewed by clicking the “Question Paper” icon on the top right corner of the screen.
- (g) Blank Sheets for doing Rough Work/calculations shall be provided to the candidates. The Blanks Sheets would have a Header page for the candidates to write down his/her Name and Roll Number. All calculations/writing work is to be done only in the Blank Sheets provided at the Centre in the Examination Room/Hall and on completion of the test candidates must hand over the rough sheets to the invigilator on duty in the Room/Hall.
- (h) **Navigating to a Question To navigate between questions within a Paper, the candidate needs to do the following:**
 - (a) Click on the question number in the Question Palette at the right of the screen to go to that numbered question directly. Note that using this option does NOT save the answer to the currently displayed question.
 - (b) Click on “Save and Next” to save the answer to any question. Clicking on “Save and Next” will save the answer for the current question and the next question will be displayed on the candidate’s computer screen.

- (c) Click on “Mark for Review and Next” to mark a question for review (without answering it) and proceed to the next question.



(i) Answering a Question

To navigate between questions within a Paper, the candidate needs to do the following:

Procedure for answering a Multiple-Choice type of question:

- (a) To select the option(s), click on the corresponding button(s) of the option(s).
- (b) To deselect the chosen answer, click on the button of the chosen option again or click on the “Clear Response” button.
- (c) To save the answer, the candidate MUST click on the “Save and Next” button.
- (d) To mark the question for review (without answering it), click on the “Mark for Review and Next” button.

(j) Navigating through sections:

- (i) Sections in the question paper are displayed on the top bar of the screen. Questions in a section can be viewed by clicking on the section name. The section in which the candidate is currently viewing will be highlighted.
- (ii) After clicking the “Save and Next” button on the last question for a section, the candidate will automatically be taken to the first question of the next section.
- (iii) Candidates can shuffle between sections and questions within sections anytime during the examination as per the convenience only during the time stipulated.
- (iv) The candidate can view the corresponding section summary as part of the legend that appears in every section above the question palette.

(k) ROUGH WORK:

All calculations/writing work is to be done only in the rough sheet provided at the Centre in the Examination Room/Hall and on completion of the test candidates must hand over the rough sheets to the invigilator on duty in the Room/Hall.

Appendix – IV

PATTERN OF QUESTION PAPER

1. Objective type questions, with subject wise distribution of marks as follows:

Subject Wise Distribution	Marks
Basic Nursing	30 Marks
Clinical Specialty	100 Marks
General Intelligence	10 Marks
English Language	10 Marks

2. There will be 150 questions, each question will carry 1 mark, no negative marking.
3. Duration for CBT will be 150 mins.

Replica of Online Application Form of Military Nursing Service: Selection for Short Service Commission (SSC) 2023-24

1. Instruction Page:

Department of Higher Education
Ministry of Education
Government of India

राष्ट्रीय परीक्षा एजेंसी
National Testing Agency
Excellence in Assessment

Military Nursing Service: Selection for Short Service Commission (SSC) 2023-24

Home | Login Page

Military Nursing Service: Selection for Short Service Commission (SSC) 2023-24

[Instructions and Procedure for online submission of Application Form](#)

[Download Information Bulletin](#)

1. Please read the instructions, procedure and Information Bulletin carefully before you start filling the Application Form.
2. Candidate can apply "ONLINE" only through the official website .
3. Please ensure your eligibility as per the criteria laid down for Military Nursing Service(SSC) Selection.
4. **Examination Fees**

EXAM FEE	Rs. 900/- per candidate
Processing charges and Goods & Service Taxes (GST) are to be paid by the candidate, as applicable.	

5. The fee may be submitted through Net Banking/Debit Card/Credit Card/UPI.

1. Application Procedure: Steps to be followed to apply online.
 - **Step 1 (REGISTRATION FORM):** Register for the Online Application Form and note down the system generated Application Number. The candidate should supply the required Registration details while filling the Online Application Form and is also required to create a PASSWORD and choose Security Question and enter her Answer. After successful submission of the personal details, an Application number will be generated and it will be used to complete the remaining Steps of the Application Form and will also be required for all future reference/correspondence. For subsequent logins, the candidate will be able to login directly with the respective system

THESE STEPS CAN BE DONE TOGETHER OR SEPARATELY ALSO.

Important Instruction about PASSWORD

1. During online form filling, the candidate will be required to create PASSWORD and Security Question and its Answer. Candidate is advised to record/remember their password for all future logins.
2. For subsequent logins, candidate will be able to login directly with their respective system generated Applications Number and the chosen Password.
3. Candidate is advised not to disclose or share their password with anybody. Neither NTA nor MNS will be responsible for the violation or misuse of the password of a candidate.
4. Candidate can change her passwords after login, if desired.
5. Candidate should remember to log out at the end of their session so that the particulars of the candidate cannot be tampered or modified by unauthorized persons

- **Step 2 (APPLICATION FORM):** The Candidates can log in with the system generated Application Number and pre-created Password for completing the Application form including filling up of personal details, applying for the Paper, providing the details of Educational Qualifications, and uploading the images and documents.

Upload Scanned Images of Candidate's Photograph, Signature.

1. The recent photograph should be colour or black/white (but with clear contrast).
2. Scanned photograph and signature should be in JPG format.
3. Size of the scanned photograph should be between 10 kb to 200 kb.
4. Size of the scanned signature should be between 4 kb to 30 kb
5. Size of the scanned copy of the certificates should be between 10 kb to 300 kb

Note: The Candidate has to upload only her photograph, signature, and certificate(s) as mentioned above (and not of anybody else) in a correct proper manner, as the facility for correction will not be given in the future. In case, it is found at any time in the future that the Candidate has used/uploaded the photograph, signature, and certificate(s) of someone else in her Application Form/Admit Card, or she has tampered her Admit Card/Result/Scorecard, these acts of the candidate shall be treated as Unfair Means (UFM) Practices.

Please check your photograph and signature before submission of the Application Form. In case the photograph or signature is blurred or not visible to identify the identity of the candidate then, the application will be rejected and no option for correction or revision will be permitted.

- **Step 3: Pay Examination Fee by Net Banking/Debit Card/Credit Card/UPI:**
The candidate has to select the Net banking/Debit card/Credit card/UP option to pay the application fee and follow the online instruction to complete the payment of fee. After the successful payment, candidate will be able to print the Confirmation Page. In case the Confirmation Page is not generated after the payment of fee then the transaction is cancelled and the candidates have to approach the concerned bank for refund of the amount. However the candidate has to make another payment transaction, in case the Confirmation Page is not generated.

THESE STEPS CAN BE DONE TOGETHER OR SEPARATELY ALSO.

Important Instruction about PASSWORD

1. During online form filling, the candidate will be required to create PASSWORD and Security Question and its Answer. Candidate is advised to record/remember their password for all future logins.
 2. For subsequent logins, candidate will be able to login directly with their respective system generated Applications Number and the chosen Password.
 3. Candidate is advised not to disclose or share their password with anybody. Neither NTA nor MNS will be responsible for the violation or misuse of the password of a candidate.
 4. Candidate can change her passwords after login, if desired.
 5. Candidate should remember to log out at the end of their session so that the particulars of the candidate cannot be tampered or modified by unauthorized persons
6. **The Password must be as per the following Password policy.**
1. Password must be 8 to 13 characters long
 2. Password must have at least one Upper case alphabet.
 3. Password must have at least one Lower case alphabet.
 4. Password must have at least one numeric value.
 5. Password must have at least one special characters!@#%&*
7. **How to reset your Password:** The following options are available to reset Password
1. Using Security Question & its Answer you chose during Form filling.
 2. Using a verification code sent via text message (SMS) to your Registered Mobile No.
 3. Using a reset link sent via Email to your Registered Email address.
8. The Application Number printed on the computer generated Confirmation Page must be mentioned in all such correspondences. It is therefore essential to note down the application number printed on the Confirmation Page.
9. Only one application is to be submitted by a candidate. More than one application i.e. Multiple application forms submitted by a candidate will be rejected.

Declaration:

I hereby declare that I am filling up this online application after carefully reading the detailed Advertisement and fully understanding the provision/procedures mentioned therein. I further declare that all the particulars given by me in this application are mine and true to the best of my knowledge and belief. I agree that my candidature may stand cancelled/ my result may be withheld/ not declared if at any stage of selection process, information furnished by me is found to be false or incorrect. I will be liable for disciplinary action or termination of service as deemed fit, in case it is found at any point in time in future that false information has been furnished in this application. I shall abide by these terms and conditions as well as those laid down in the detailed Advertisement, Public Notices and Advisories issued by NTA/MNS regarding this exam time to time.

I AGREE

2. Landing Page:


Department of Higher Education
Ministry of Education
Government of India

राष्ट्रीय परीक्षा एजेंसी
National Testing Agency
Excellence in Assessment

Military Nursing Service: Selection for Short Service Commission (SSC) 2023-24

Home Login Page

Steps to Apply Online



Step 1:- Apply for Online Registration.

Step 2:- Fill Online Application Form.

Step 3:- Pay Examination Fee.

If you are a New Candidate, click on the link below

[New Candidate Register Here](#)

Only Registered Candidate Login Here

Your email has been confirmed! please login

Application Number *

Password *

Security PIN as Shown Below *

Security PIN **37983**

If you have forgotten your Password or your Application Number, click on the link below

3. Registration page:

Department of Higher Education
Ministry of Education
Government of India

राष्ट्रीय परीक्षा एजेंसी
National Testing Agency
Excellence in Assessment

Military Nursing Service: Selection for Short Service Commission (SSC) 2023-24

Home Login Page

Registration Page

Candidate's Name (As per matriculation certificate)

Candidate Name (As per matriculation certificate)*

Have you ever changed your name (after matriculation) *

Father's Name *

Mother's Name *

Date of Birth *
(Between 25 Dec 1988 and 26 Dec 2002)

Gender *

Nationality (Self) *

4. Dashboard:

Department of Higher Education
Ministry of Education
Government of India

राष्ट्रीय परीक्षा एजेंसी
National Testing Agency
Excellence in Assessment

Home Support Ticket Information Bulletin FAQ

Change Password

Military Nursing Service (SSC)

App. No. Logout

Dashboard

Application

Personal Detail

Communication Details

Qualifications

Additional

Experience

Exam Center

Document

Current Status

Registration Complete

Application Form Incomplete

Your registration process for Military Nursing Service (SSC) IS COMPLETE.
Your application form will remain incomplete till you fill the required fields of application and pay the fee

APPLICATION NUMBER : 241810004664

COMPLETE YOUR APPLICATION FORM BY CLICKING HERE

Complete Application Form

5. Personal Details:

The screenshot shows the 'Personal Details' form within the application portal. At the top, there are logos for the Department of Higher Education, Ministry of Education, Government of India, and the National Testing Agency. A navigation bar includes Home, Support Ticket, Information Bulletin, and FAQ. A progress bar indicates the current stage is 'Application', with 'Registration' and 'Payment' also visible. The form fields include: Candidate's Name (As per matriculation certificate) *, Have you ever changed your name (after matriculation) *, Date of Birth *, Marital Status *, Father's Name *, Mother's Name *, Nationality (Self) *, Security Question *, and Security Answer *. A left sidebar contains menu items: Dashboard, Application (selected), Personal Detail, Communication Details, Qualifications, Additional, Experience, Exam Center, and Document.

6. Communication Details:

The screenshot shows the 'Communication Details' form within the application portal. It features the same header and navigation as the previous form. The progress bar shows 'Application' as the active stage. The form fields include: Premises No./Name *, Locality(Optional) *, City/Town/Village *, Country *, State *, District *, and Pincode *. The left sidebar menu is identical to the previous form, with 'Communication Details' now selected.

7. Qualifications:

Department of Higher Education
Ministry of Education
Government of India

राष्ट्रीय परीक्षा एजेंसी
National Testing Agency
Excellence in Assessment

Home Support Ticket Information Bulletin FAQ Change Password

Military Nursing Service (SSC)

App. No. Logout

Dashboard

Application

Personal Detail

Communication Details

Qualifications

Additional

Experience

Exam Center

Document

Education Details

Registration Application Payment

Graduation

Qualification Details (mandatory) *:
--Select--

Name of the College *:
Enter College Name

Name of the University *:
Enter College Name

Year of Passing *:
--Select--

Percentage of Marks Obtained *:
Enter Marks In Percentage

Whether the college is recognized by INC *:
--Select--

Captcha* 381 07

Enter Security PIN As Shown Below

8. Additional Educational Details:

Department of Higher Education
Ministry of Education
Government of India

राष्ट्रीय परीक्षा एजेंसी
National Testing Agency
Excellence in Assessment

Home Support Ticket Information Bulletin FAQ Change Password

Military Nursing Service (SSC)

App. No. Logout

Dashboard

Application

Personal Detail

Communication Details

Qualifications

Additional

Experience

Exam Center

Document

Additional Education Details

Registration Application Payment

Details of Higher Qualification, if any (only the courses approved by INC)

Additional Details (if Any) *:
--Select--

Captcha* 51 46

Enter Security PIN As Shown Below

Declaration:
I hereby declare that I am filling up this online application after carefully reading the detailed Advertisement and fully understanding the provision/procedures mentioned therein. I further declare that all the particulars given by me in this application are mine and true to the best of my knowledge and belief. I agree that my candidature may stand cancelled/ my result may be withheld/ not declared if at any stage of selection process, information furnished by me is found to be false or incorrect. I will be liable for disciplinary action or termination of service as deemed fit, in case it is found at any point in time in future that false information has been furnished in this application. I shall abide by these terms and conditions as well as those laid down in the detailed Advertisement, Public Notices and Advisories issued by NTA/MNS regarding this exam time to time.

I AGREE

9. Experience Details:

The screenshot shows the 'Experience and Others' section of the application form. At the top, there are logos for the Department of Higher Education, Ministry of Education, Government of India, and the National Testing Agency. A navigation bar includes Home, Support Ticket, Information Bulletin, and FAQ. The left sidebar lists menu items: Dashboard, Application (selected), Personal Detail, Communication Details, Qualifications, Additional, Experience, Exam Center, and Document. The main content area features a progress bar with 'Registration', 'Application', and 'Payment' stages. Below the progress bar, the 'Experience Details' section includes:

- Nursing Registration:** A dropdown menu labeled 'Valid Nursing Registration (Current with validity dates) *?' with 'Select' as the current choice.
- NCC Training:** A dropdown menu labeled 'Details of NCC training *?' with 'Select' as the current choice.
- Service Experience:** A dropdown menu labeled 'Service Experience *:' with 'Select' as the current choice.

10. Exam Centre:

The screenshot shows the 'Exam Center Details' section of the application form. It features the same header and navigation as the previous section. The left sidebar highlights 'Exam Center'. The main content area includes:

- A progress bar with 'Registration', 'Application', and 'Payment' stages.
- Details List:** A table with two columns for state and city choices:

1 st Choice For Exam State *:	1 st Choice For Exam City *:
--SELECT STATE--	--SELECT CITY--
2 nd Choice For Exam State :	2 nd Choice For Exam City :
--SELECT STATE--	--SELECT CITY--
3 rd Choice For Exam State :	3 rd Choice For Exam City :
--SELECT STATE--	--SELECT CITY--
- Captcha:** A captcha image showing 'A9867' and a text input field for 'Enter Security PIN As Shown Below'.
- Declaration:** A text box containing the declaration: 'I hereby declare that I am filling up this online application after carefully reading the detailed Advertisement and fully understanding the provision/procedures mentioned therein. I further declare that all the particulars given by me in this application are mine and true to the best of my knowledge and belief. I agree that my candidature may stand cancelled/ my'.

11. Document Upload:

Department of Higher Education
 Ministry of Education
 Government of India

राष्ट्रीय परीक्षा एजेंसी
 National Testing Agency
 Excellence in Assessment

Home Support Ticket Information Bulletin FAQ Change Password

Military Nursing Service (SSC)

SAURABH SRIKANT
 App. No. 241810004664
 Logout

Dashboard

Application

Personal Detail
 Communication Details
 Qualifications
 Additional
 Experience
 Exam Center

Registration Application Payment

Document

S.No.	Require Document	Document Specifications	Upload	View
1	PHOTO *	Document Format:JPG,JPEG Min Size(KB):10 Max Size(KB):200	Choose File <input type="button" value="Browse"/>	
2	SIGNATURE *	Document Format:JPG,JPEG Min Size(KB):4 Max Size(KB):30	Choose File <input type="button" value="Browse"/>	
3	Address Proof (Present and Permanent) *	Document Format:PDF Min Size(KB):50 Max Size(KB):300	Choose File <input type="button" value="Browse"/>	

Declaration:
 I hereby declare that I am filling up this online application after carefully reading the detailed Advertisement and fully understanding the provision/procedures mentioned therein. I further declare that all the particulars given by me in this application are mine and true to the best of my knowledge and belief. I agree that my candidature may stand cancelled/ my result may be withheld/ not declared if at any stage of selection process. Information furnished by me is found to be false or incorrect. I will be liable

https://examsaudit.ntaonline.in/Nursing/document#

12. Review Application:

Department of Higher Education
 Ministry of Education
 Government of India

राष्ट्रीय परीक्षा एजेंसी
 National Testing Agency
 Excellence in Assessment

Home Support Ticket Information Bulletin FAQ Change Password

Military Nursing Service (SSC)

App. No. Logout

Dashboard

Application

Personal Detail
 Communication Details
 Qualifications
 Additional
 Experience
 Exam Center
 Document

Registration Application Payment

Review Application Form

Please review the following information before FINAL SUBMIT

If you would like to changes any information, Please use the links provided on the Left Menu Bar

Please verify your Mobile Number. [Click Here](#)

Data saved successfully.

Personal Details

Candidate's Name	Have you ever changed your name (after matriculation)
New Name of the Applicant (As per Central/State Gazette Notification/any other authority)	Date of Birth
Gender	Father's Name

13. Mobile Verification

The screenshot shows the 'Mobile Verify' interface. At the top, there are logos for the Department of Higher Education, Ministry of Education, Government of India, and the National Testing Agency. A navigation bar includes Home, Support Ticket, Information Bulletin, and FAQ. The main content area has a 'Mobile Verify' form with a 'Mobile Number' input field, a 'Captcha' field showing '33026', and a 'Send OTP' button. A text box prompts the user to 'Enter Security PIN As Shown Below'. A sidebar on the left contains a 'Military Nursing Service (SSC)' header and a menu with options like Personal Detail, Communication Details, Qualifications, Additional, Experience, Exam Center, and Document.

14. Application Final Status

The screenshot displays the 'Current Status' section. It lists two items: 'Registration' and 'Application Form', both marked as 'Complete' with checkmarks. Below this, a message states: 'Your registration process for Military Nursing Service (SSC) IS COMPLETE. Your application form will remain incomplete till you fill the required fields of application and pay the fee'. It provides an 'APPLICATION NUMBER' and a 'COMPLETE YOUR APPLICATION FORM BY CLICKING HERE' button.

15. Payment Gateway

The screenshot shows the 'Payment' gateway interface. It features a progress bar with three stages: 'Registration', 'Application', and 'Payment'. Below the progress bar, there are input fields for 'Name', 'Application Number', and 'Amount'. The 'Amount' field is pre-filled with '₹ 500'. A 'Pay Now' button is located at the bottom.

Note: After payment is made, **Confirmation Page** will be generated and sent to the candidate on her registered E-mail.



011-40759000/011-69227700



ssc-mns@nta.ac.in



<https://exams.nta.ac.in/SSCMNS>



राष्ट्रीय परीक्षा एजेंसी
National Testing Agency

Excellence In Assessment

For Technical Support

contact NTA between 10:00 a.m. to 5:00 p.m. on working days